


# Handbook

GLYPHIC<sup>+</sup>NS.com

**i** This very simple handbook is intended for all GLYPHICONS PRO users, who will decide to use the icons on the Web. It contains a brief introduction and the examples of how to use the icons, including the examples of the source code and brief FAQ.



# GLYPHICONS for the Web

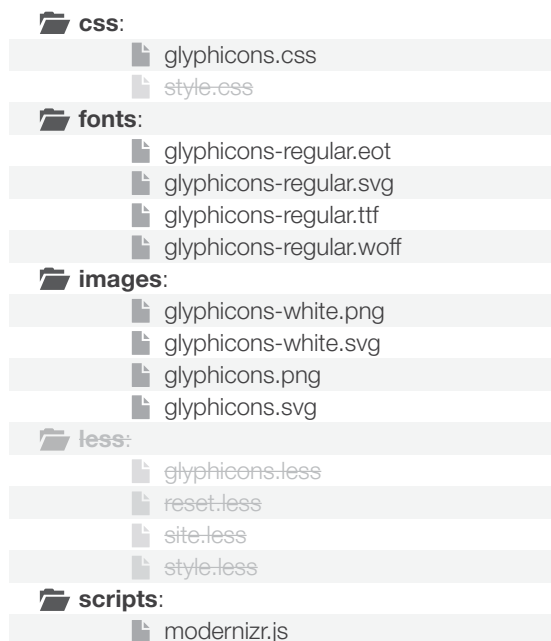
GLYPHICONS may be used either **as an image** or **as a font**. The image version is retina ready in two filetypes. The SVG format is not supported by some older web browsers and therefore it is necessary to have modernizr.js in your HTML header with running Inline SVG detection.

In case you'll decide to implement the icons using the font you'll be able to change their color, size and even animate them very easily. Simply by changing classes it is possible to change the color of the icons from dark grey to white, etc.

## How to Implement GLYPHICONS into the Website

To incorporate GLYPHICONS into the website is quite easy. The compatibility is ensured in all modern browsers by using HTML5, CSS and simple javascript.

### 1. Copy These Files into Your File Structure:



### 2. Edit Your HTML Header

```
1 <html>
2 <head>
3
4 <title>GLYPHICONS as a font - test page</title>
5
6 <link rel="stylesheet" href="css/glyphicons.css">
7 <script src="scripts/modernizr.js"></script>
8
9 </head>
10 <body>
11
12
13 /* here is a place for your content and icons itself */
14
15
16 </body>
17 </html>
18
19
20
```

### 3. Use Icons in Your Content

```
1 <i class="glyphicons-icon glass"></i> /* dark icon by image */
2 <i class="glyphicons-icon white glass"></i> /* light icon by image */
3
4 <a href="" class="glyphicons glass"></a> /* dark icon by font */
5 <a href="" class="glyphicons white glass"></a> /* light icon by font */
6
7
```

## Anything Doesn't Work Well?

- i** Make sure that you're using the correct file structure and all the files are properly included in your HTML header.
- i** Internet Explorer 7 and older browsers doesn't support the font-face and therefore it's more appropriate to insert the icons through an image.
- i** In case that the icons doesn't appear in Internet Explorer 7 or 8 as an image, it can be caused by missing modernizr.js in your HTML header, which is used to aid detection of SVG.
- i** When the icons are blurred, make sure that you're using default 12px size for Halflings, 24px size for regular GLYPHICONS or multiples of this size.
- i** Also check your CSS file and make certain that it includes all the default values as a webkit-font-smoothing, etc.
- i** Unfortunately, using the font formate isn't a perfect way, but at this time there is no other way how to keep the icons sharp in all sizes on all devices. Please, keep this in your mind.

## Any Unclear Things?

### **? SVG Format**

The SVG specification is an open standard and thanks to its cross-browser support of more than 70% it can be used almost anytime on the web.

<http://coding.smashingmagazine.com/2012/08/20/towards-retina-web/>

[http://en.wikipedia.org/wiki/Scalable\\_Vector\\_Graphics](http://en.wikipedia.org/wiki/Scalable_Vector_Graphics)

### **? LESS**

LESS extends CSS with dynamic behavior such as variables, mixins, operations and functions. LESS runs on both the client-side (Chrome, Safari, Firefox) and server-side, with Node.js and Rhino.

<http://lesscss.org/>

### **? Modernizr**

Modernizr is a right micro-library to get you up. It runs with HTML5 & CSS3 today and it is licensed under the MIT license.

<http://modernizr.com/>

<http://www.opensource.org/licenses/mit-license.php>

### **? Icon Font**

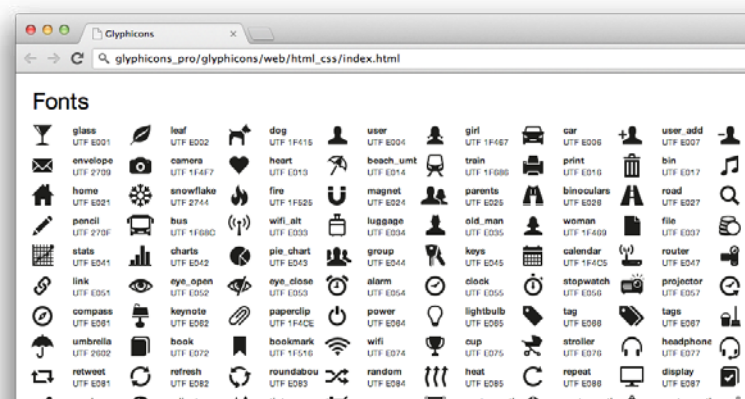
Icon font includes all GLYPHICONS as a vectors in one small file. You can change their colors, size or even animate them. If you want to create your own font, I would recommend using a great app called Glyphs.

<http://glyphsapp.com/>

## List of the Icons and Their CSS Classes

- i** If you're looking for a list of the all icons and their CSS classes and names, please open this file and you'll get a full list with the live preview:

[GLYPHICONS PRO/./web/html\\_css/index.html](http://glyphicons.pro/./web/html_css/index.html)



# GLYPHICONS PRO - Folder Structure

## GLYPHICONS

## GLYPHICONS Halflings

<b>ai</b>	<b>ai</b>
glyphicons.ai	glyphicons_halfings.ai
glyphicons@2x.ai	glyphicons_halfings@2x.ai
<b>font</b>	<b>font</b>
glyphicons-regular.otf	glyphicons_halfings-regular.otf
glyphicons-regular.ttf	glyphicons_halfings-regular.ttf
<b>pdf</b>	<b>pdf</b>
glyphicons.pdf	glyphicons_halfings.pdf
glyphicons@2x.pdf	glyphicons_halfings@2x.pdf
<b>paged</b>	<b>paged</b>
glyphicons.pdf	glyphicons_halfings.pdf
<b>glyphicons_individual_pdf</b>	<b>halfings_individual_pdf</b>
glyphicons_1.pdf	halfings_1.pdf
...	...
<b>png</b>	<b>png</b>
glyphicons_000_glass.png	glyphicons_halfings_000_glass.png
...	...
<b>psd</b>	<b>psd</b>
glyphicons.psd	glyphicons_halfings.psd
glyphicons@2x.psd	glyphicons_halfings@2x.psd
<b>svg</b>	<b>svg</b>
glyphicons.svg	glyphicons_halfings.svg
glyphicons@2x.svg	glyphicons_halfings@2x.svg
<b>web</b>	<b>web</b>
<b>html_css</b>	<b>html_css</b>
<b>css</b>	<b>css</b>
glyphicons.css	halfings.css
style.css	style.css
<b>fonts</b>	<b>fonts</b>
glyphicons-regular.ttf	glyphicons_halfings-regular.ttf
...	...
<b>images</b>	<b>images</b>
glyphicons.png	glyphicons_halfings.png
...	...
index.html	index.html
<b>less</b>	<b>less</b>
glyphicons.less	halfings.less
...	...
<b>scripts</b>	<b>scripts</b>
modernizr.js	modernizr.js
modernizr_license.txt	modernizr_license.txt
<b>psd-web</b>	<b>psd-web</b>
<b>dark</b>	<b>dark</b>
glyphicons.psd	glyphicons_halfings.psd
<b>light</b>	<b>light</b>
glyphicons.psd	glyphicons_halfings.psd
<b>svg-web</b>	<b>svg-web</b>
<b>dark</b>	<b>dark</b>
glyphicons.svg	glyphicons_halfings.svg
<b>light</b>	<b>light</b>
glyphicons.svg	glyphicons_halfings.svg

# GLYPHICONS PRO - Folder Structure

## GLYPHICONS Filetypes

## GLYPHICONS Social

<b>ai</b>	<b>ai</b>
glyphicons_filetypes.ai	glyphicons_social.ai
glyphicons_filetypes@2x.ai	glyphicons_social@2x.ai
<b>font</b>	<b>font</b>
glyphicons_filetypes-regular.otf	glyphicons_social-regular.otf
glyphicons_filetypes-regular.ttf	glyphicons_social-regular.ttf
<b>pdf</b>	<b>pdf</b>
glyphicons_filetypes.pdf	glyphicons_social.pdf
glyphicons_filetypes@2x.pdf	glyphicons_social@2x.pdf
<b>paged</b>	<b>paged</b>
glyphicons_filetypes.pdf	glyphicons_social.pdf
<b>filetypes_individual_pdf</b>	<b>social_individual_pdf</b>
filetypes_1.pdf	social_1.pdf
...	...
<b>png</b>	<b>png</b>
glyphicons_filetypes_000_glass.png	glyphicons_social_000_glass.png
...	...
<b>psd</b>	<b>psd</b>
glyphicons_filetypes.psd	glyphicons_social.psd
glyphicons_filetypes@2x.psd	glyphicons_social@2x.psd
<b>svg</b>	<b>svg</b>
glyphicons_filetypes.svg	glyphicons_social.svg
glyphicons_filetypes@2x.svg	glyphicons_social@2x.svg
<b>web</b>	<b>web</b>
<b>html_css</b>	<b>html_css</b>
<b>css</b>	<b>css</b>
filetypes.css	social.css
style.css	style.css
<b>fonts</b>	<b>fonts</b>
glyphicons-filetypes-regular.ttf	glyphicons-social-regular.ttf
...	...
<b>images</b>	<b>images</b>
glyphicons_filetypes.png	glyphicons_social.png
...	...
index.html	index.html
<b>less</b>	<b>less</b>
filetypes.less	social.less
...	...
<b>scripts</b>	<b>scripts</b>
modernizr.js	modernizr.js
modernizr_license.txt	modernizr_license.txt
<b>psd-web</b>	<b>psd-web</b>
<b>dark</b>	<b>dark</b>
glyphicons_filetypes.psd	glyphicons_social.psd
<b>light</b>	<b>light</b>
glyphicons_filetypes.psd	glyphicons_social.psd
<b>svg-web</b>	<b>svg-web</b>
<b>dark</b>	<b>dark</b>
glyphicons_filetypes.svg	glyphicons_social.svg
<b>light</b>	<b>light</b>
glyphicons_filetypes.svg	glyphicons_social.svg

# Handbook

GLYPHICONS.com



**Follow GLYPHICONS on Twitter**

If you are looking for answers on questions related to your order or license, please check the FAQ section on <http://glyphicons.com/faq/>

© 2013 Jan Kovařík

By purchasing GLYPHICONS on <http://www.glyphicons.com> you get a license to use the icons for both personal and commercial use, including printing and re-using. If you use the icons as a part of your design in your product it is perfectly fine. Keep in mind, please, that it is not allowed to resell the icons themselves, the icons as such are the property of the author.

All logos and trademarks in social icons are the property of the respective trademark owners.®